

Annual Report



Logan-Rogersville Fire
Protection District
3427 S. State Highway 125
Rogersville, MO 65742
(417)753-4265

Year 2014

“Exceptional Service with
Compassion & Accountability.”

Logan-Rogersville Fire Protection District
Operations Branch
Deputy Chief Trent

The Operations Branch is broken down into (2) two divisions, Operations and Hazardous Material/Medical. The Operations Division is overseen by Assistant Chief Russ Lafferty. This division is responsible for the operations and supervision of fire stations, apparatus, firefighting personnel and fire ground operations at incidents. The Hazardous Material/Medical Division is overseen by Assistant Chief Tim Clarkson. Asst. Chief Clarkson is responsible for the medical and hazardous material policies and protocols, operation and readiness of the hazardous material response personnel, medical and hazardous material equipment and personnel training. The Operations division saw the retirement of Assistant Chief Dennis Clinton in September 2014. After 18 years with the district Asst. Chief Clinton retired for the fire service.

In 2014 the Operations division responded to 1,607 calls for service. This is an **8.0% increase** over the previous year. This increase in calls for service can be contributed to the large number of natural cover fires that we experienced in our district or mutual aid responses over the previous year. Natural cover fires increased 70.2% over the previous year. Also our overall fire responses increased 19.2% over the previous year. Emergency medical (EMS) calls remain our largest volume of calls that we respond, these type of calls account for over 60% of the total number of incident responses.

With the ever increasing responses to natural cover fires we were able to increase our response capabilities by adding an additional brush truck to the apparatus fleet. We did this by trading our previous large hazardous material trailer with the City of Springfield Fire Department for a brush skid unit. The skid unit was installed into an existing crew cab truck and gave us the capability to respond to natural cover fires from Station #1 immediately.

In conjunction with the Springfield Fire Department we had several members attend the State of Missouri Hazardous Material Technician course that is certified through the International Fire Service Accreditation Congress. During this training many of the other members of the hazardous material response team were able to attend some of the additional training that was provided during this new technician course.

The district continues to play a support role to the Springfield Water Rescue team as we send personnel to monthly trainings and we had an additional two (2) personnel attend the spring Swift Water Rescue Technician class. With these additional certified personnel we are prepared to better support the team as well as ourselves along the district waterways.

In conclusion it has been a very exciting and busy year for everyone with the anticipation of continued growth in the district. We look forward in the upcoming year to serving our residents and those traveling through or visiting.

Logan-Rogersville Fire Protection District Technical Services Branch

Assistant Chief Robert Talburt

The Technical Services Branch consists of four (4) Divisions:

Public Education/Relations

Training

Fire Prevention

Fire Investigation

The Technical Services Division continued to focus on an all hazards approach to fire & injury prevention in 2014. Our *Community Risk Reduction* efforts continue to be very active with existing and new community partnerships. A new community partnership with the American Red Cross enabled us to reach even more homes with the message of fire safety. On two separate occasions, crews and volunteer personnel worked in teams with Red Cross volunteers canvassing three of the district's mobile home parks. Additionally, crews spent many more hours canvassing target areas throughout the district installing smoke alarms, Carbon Monoxide detectors, and completing residential safety surveys. Personnel continued to address the wildfire risk in 2014 completing risk assessments in targeted areas throughout the district. We were very fortunate to receive a generous donation of smoke alarms from the Greater Springfield HBA.

In 2014, the City of Rogersville adopted the remainder of the 2012 I-Codes, which will greatly enhance the safety aspect of both residential and commercial buildings within the city limits. We were very active with inspections and plans review in 2014 in all areas of our district. We experienced continued success with our Knox Box program during 2014. Several gated properties now have Knox gate switches allowing for rapid access during an emergency. We put a lot of focus on CPR and fire extinguisher training within our business community during 2014. The district was asked to participate in several large events within the metro area during 2014 with both of our fire safety education units. A local Boy Scout, as part of his Eagle Scout project, remodeled the Mobile Fire Safety Learning Center (MFSLC).

The district continues to thrive in the area of training. Through outlets such as MU-FRTI, Springfield FD, and the Missouri Division of Fire Safety we were able to attend some fantastic training in the 2014. Once again, we sent personnel to the prestigious FDIC conference in Indianapolis. Our personnel continue to thrive on the knowledge of others, which directly benefits our operational readiness and effectiveness. We are looking forward to an exciting 2015 with new programs and events, including a CRR based day camp for children.

- 1. We installed 178 smoke alarms in 136 single-family dwellings. In 2015, we will continue canvassing target neighborhoods as we strive to ensure that every family has a working smoke alarm.**
- 2. Carbon Monoxide Detectors (CO). This program continues to be successful through a community partnership with Home Depot. We installed twenty-two (22) CO Detectors in twenty-two (22) single-family dwellings.**
- 3. We continue to offer the Residential Safety Survey (RSS) program four our constituents. We conducted 97 Residential Safety Surveys in 2014.**
- 4. Engine crews continue to conduct blood pressure screenings at the Rogersville Senior Center bi-monthly. Engine crews see on average twenty-seven older adults on these scheduled days.**
- 5. The Child Passenger Safety program continues to be successful. We experienced an increase in installation requests and check only requests. In 2014, we installed sixty-four (64) child safety seats and checked forty-five (45) already installed car safety seats.**
- 6. The Mobile Fire Safety Learning Center (MFSLC) was placed in service at 17 events. This year over 3,754 children and adults were educated through realistic sessions.**
- 7. We provided four (4) EMS standbys at requested events.**
- 8. We provided three (3) fire standbys at requested events.**
- 9. We continue to work very closely with the school district in reaching the school aged children that reside in our district. In 2014, we visited over 2,855 students in the schools with important fire safety messages and injury prevention information.**
- 10. We continue to assist the school district in parking vehicles at all home football games and graduation.**
- 11. District Headquarters was toured thirty-four (34) times this year.**
- 12. The fire district hosted thirty-eight (38) birthday parties and monthly service group meetings in the training/community room.**

13. Community CPR/AED education was provided to thirty-six (36) places of business and three (3) civic groups. The total number of students educated was 315.

Training:

In 2014, Logan-Rogersville personnel received 4,755 hours of training. Logan-Rogersville personnel received the following certifications: The total number of current certifications is also shown below.

State Certification	2014 Department Total*	
Medical First Responder	03	16
EMT-Basic	04	17
EMT-Paramedic	00	00
Firefighter I	00	03
Firefighter II	00	38
Fire Officer I	04	15
Fire Officer II	00	03
Fire Service Instructor I	05	19
Fire Service Instructor II	00	02
Fire Service Instructor III	00	00
Fire Service Instructor IV	00	00
Fire Investigator	01	02
Fire Inspector	00	02
Hazardous Materials-Awareness	04	06
Hazardous Materials-Operations	03	32
Hazardous Materials-Technician	05	17
Associate Degrees	04	12
Bachelor Degrees	02	11
Master Degrees	00	02

*Totals only reflect the highest level of certification in each area and do not include personnel receiving certification in 2014 that are no longer with the fire district.

Fire Prevention:

This year the Fire Prevention Division conducted the following activities:

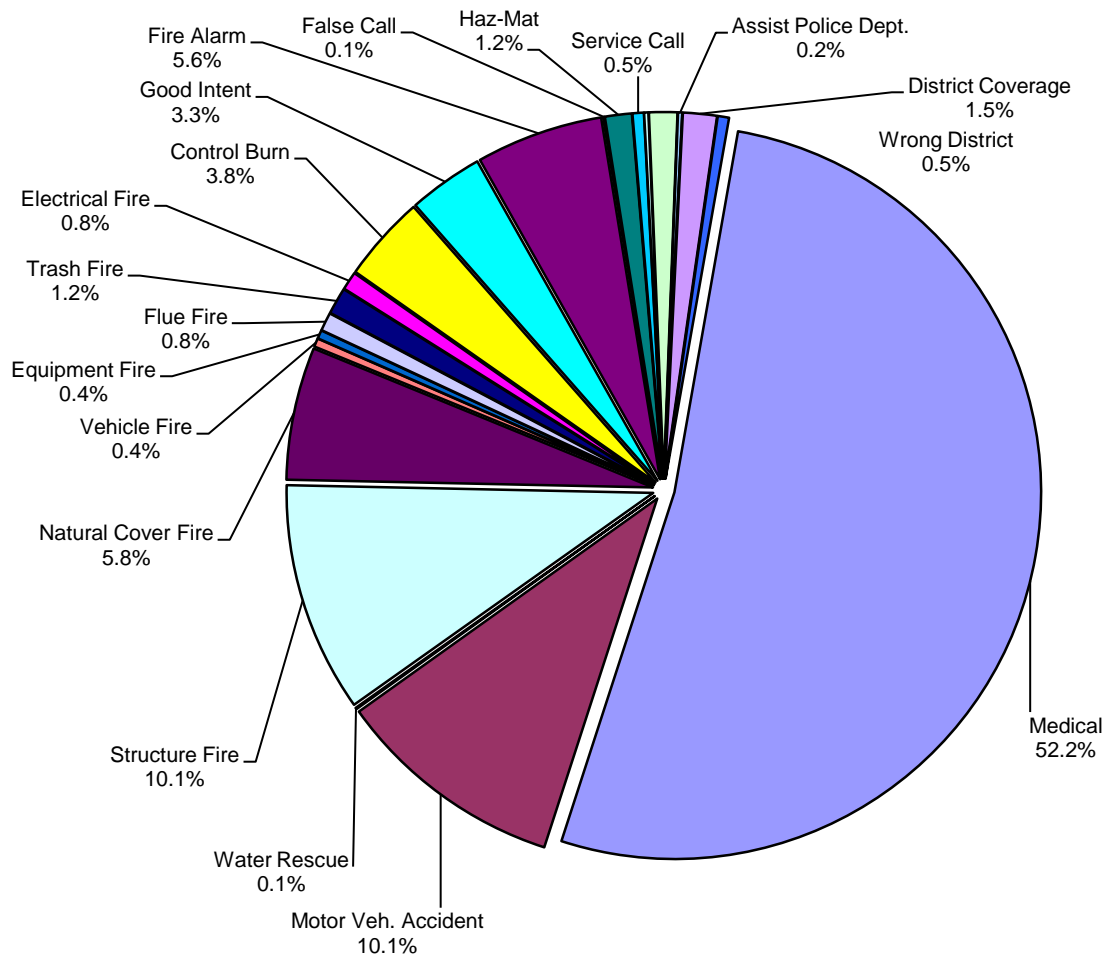
- **Completed 227 annual inspections in commercial buildings.**
- **Our re-inspection percentage continues to drop with owners and tenants recognizing the need to maintain their properties at a higher level.**
- **A total of nine (9) sets of building plans were reviewed for new construction throughout the district. This included plans that were sent back for a second review after changes.**
- **Our Knox Box program continues to grow. We have seen a steady increase in Knox Key switches being ordered. This is mainly from a partnership with local gate contractors.**
- **A total of seven (7) permits were issued for public display of fireworks. Each of these permits requires a field inspection. We receive a permit fee of \$100.00 for each display.**
- **A total of sixty-eight (68) wildfire risk assessments were completed throughout the district.**



LOGAN-ROGERSVILLE FIRE PROTECTION DISTRICT

3427 South State Hwy 125
Rogersville, MO 65742
(417) 753-4265

TYPE AND NUMBER OF EMERGENCY CALLS RUN DURING THE YEAR OF 2014



Type	# of Calls	Percentage
Medical	839	52.2%
Motor Veh. Accident	163	10.1%
Water Rescue	1	0.1%
Structure Fire	163	10.1%
Natural Cover Fire	94	5.8%
Vehicle Fire	6	0.4%
Equipment Fire	6	0.4%
Flue Fire	13	0.8%
Trash Fire	19	1.2%
Electrical Fire	13	0.8%
Control Burn	61	3.8%
Good Intent	53	3.3%
Fire Alarm	90	5.6%
False Call	1	0.1%
Haz-Mat	19	1.2%
Storm Damage	0	0.0%
Service Call	8	0.5%
Animal Rescue	3	0.2%
CO Alarm	20	1.2%
Fire Investigation	0	0.0%
Assist Police Dept.	3	0.2%
Weather Watch	0	0.0%
District Coverage	24	1.5%
Air Plane Crash	0	0.0%
Wrong District	8	0.5%

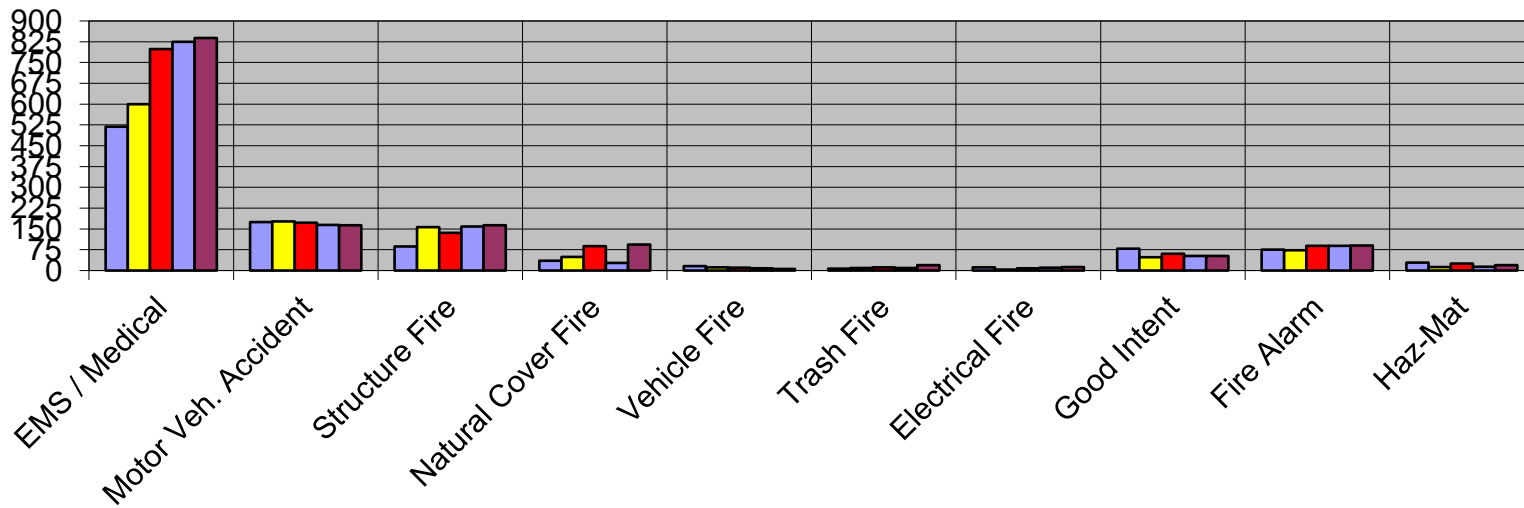
Total Number: 1607



LOGAN-ROGERSVILLE FIRE PROTECTION DISTRICT

3427 South State Hwy 125
Rogersville, MO 65742
(417) 753-4265

TYPE OF EMERGENCY CALLS PER YEAR > 2010 THROUGH 2014 <



■ 2010
 ■ 2011
 ■ 2012
 ■ 2013
 ■ 2014

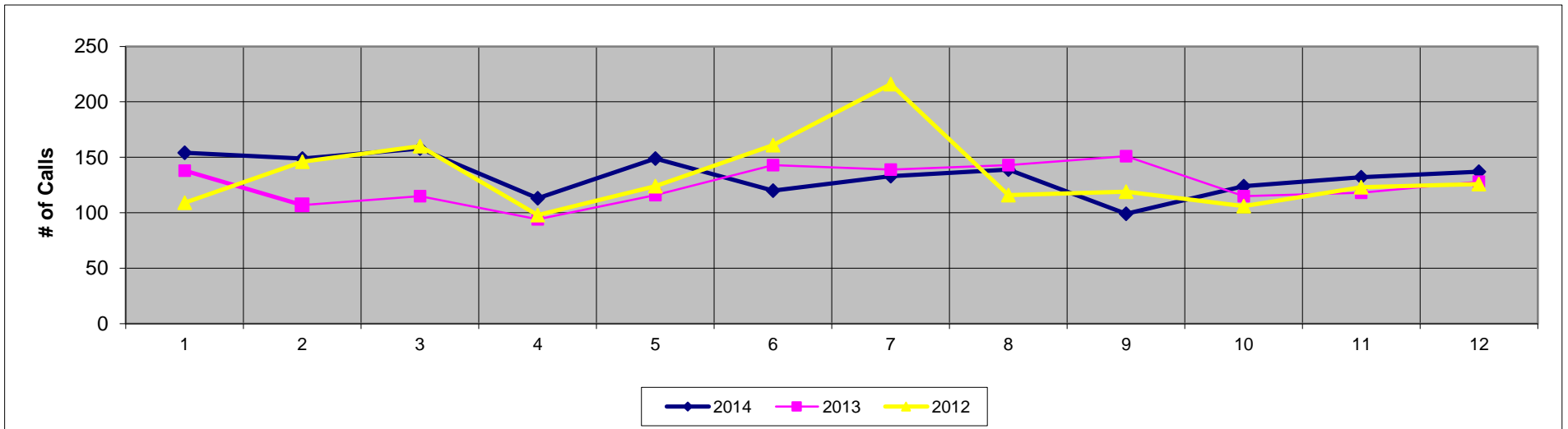
Type	2010	2011	2012	2013	2014
EMS / Medical	519	600	799	825	839
Motor Veh. Accident	175	177	172	164	163
Structure Fire	87	157	136	159	163
Natural Cover Fire	36	49	88	28	94
Vehicle Fire	16	11	10	8	6
Trash Fire	7	9	11	9	19
Electrical Fire	11	4	8	10	13
Good Intent	79	48	61	53	53
Fire Alarm	76	73	89	89	90
Haz-Mat	29	13	25	14	19



LOGAN-ROGERSVILLE FIRE PROTECTION DISTRICT

3427 South State Hwy 125
Rogersville, MO 65742
(417) 753-4265

NUMBER OF EMERGENCY CALLS PER MONTH > 2012 THROUGH 2014 <



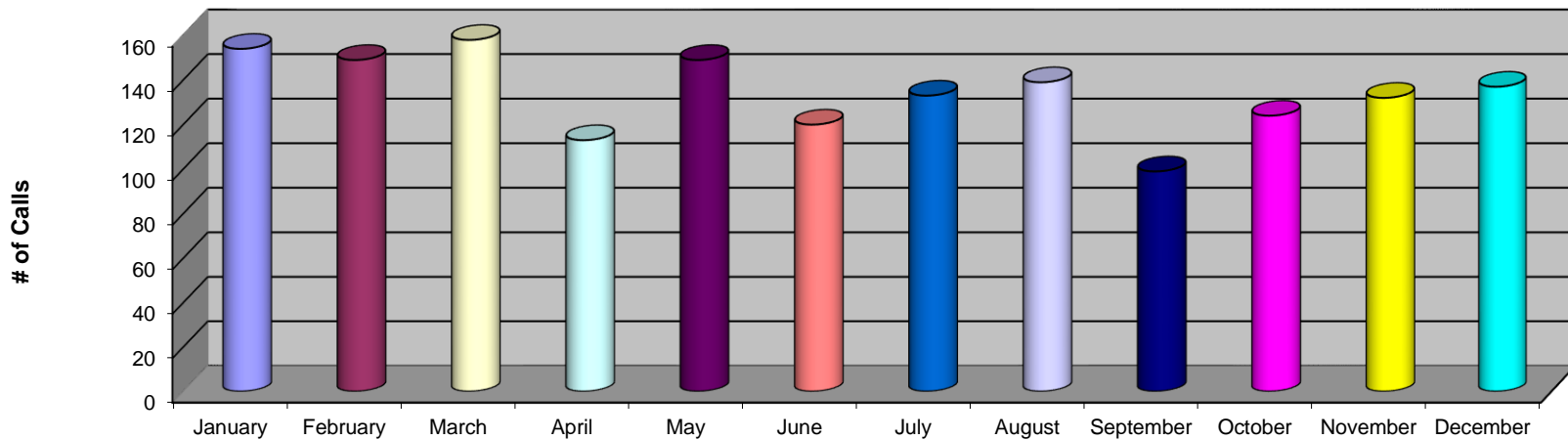
Month	2014	2013	2012
January	154	138	109
February	149	107	146
March	158	115	160
April	113	94	98
May	149	116	124
June	120	143	161
July	133	139	216
August	139	143	116
September	99	151	119
October	124	115	106
November	132	118	123
December	137	128	126



LOGAN-ROGERSVILLE FIRE PROTECTION DISTRICT

3427 South State Hwy 125
Rogersville, MO 65742
(417) 753-4265

NUMBER OF EMERGENCY CALLS PER MONTH DURING THE YEAR OF 2014



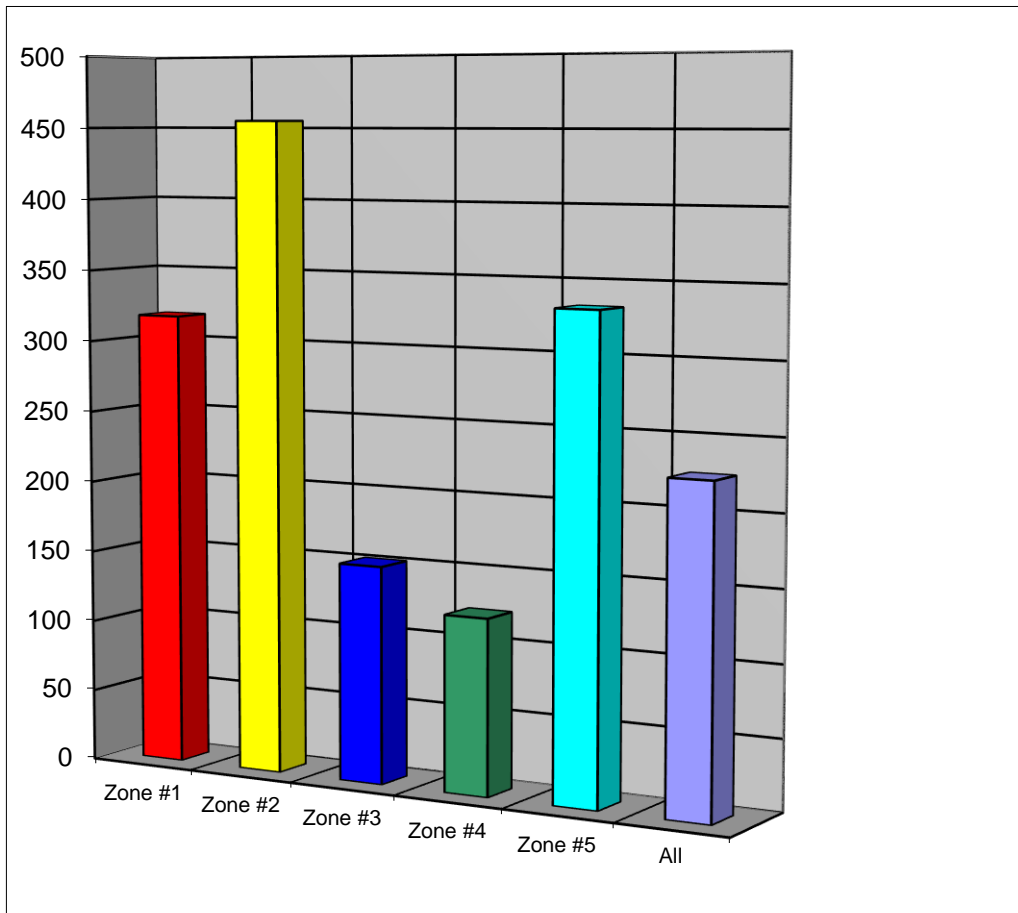
Month	2014
January	154
February	149
March	158
April	113
May	149
June	120
July	133
August	139
September	99
October	124
November	132
December	137



LOGAN-ROGERSVILLE FIRE PROTECTION DISTRICT

3427 South State Hwy 125
Rogersville, MO 65742
(417) 753-4265

EMERGENCY CALLS RUN PER STATION ZONE DURING THE YEAR OF 2014



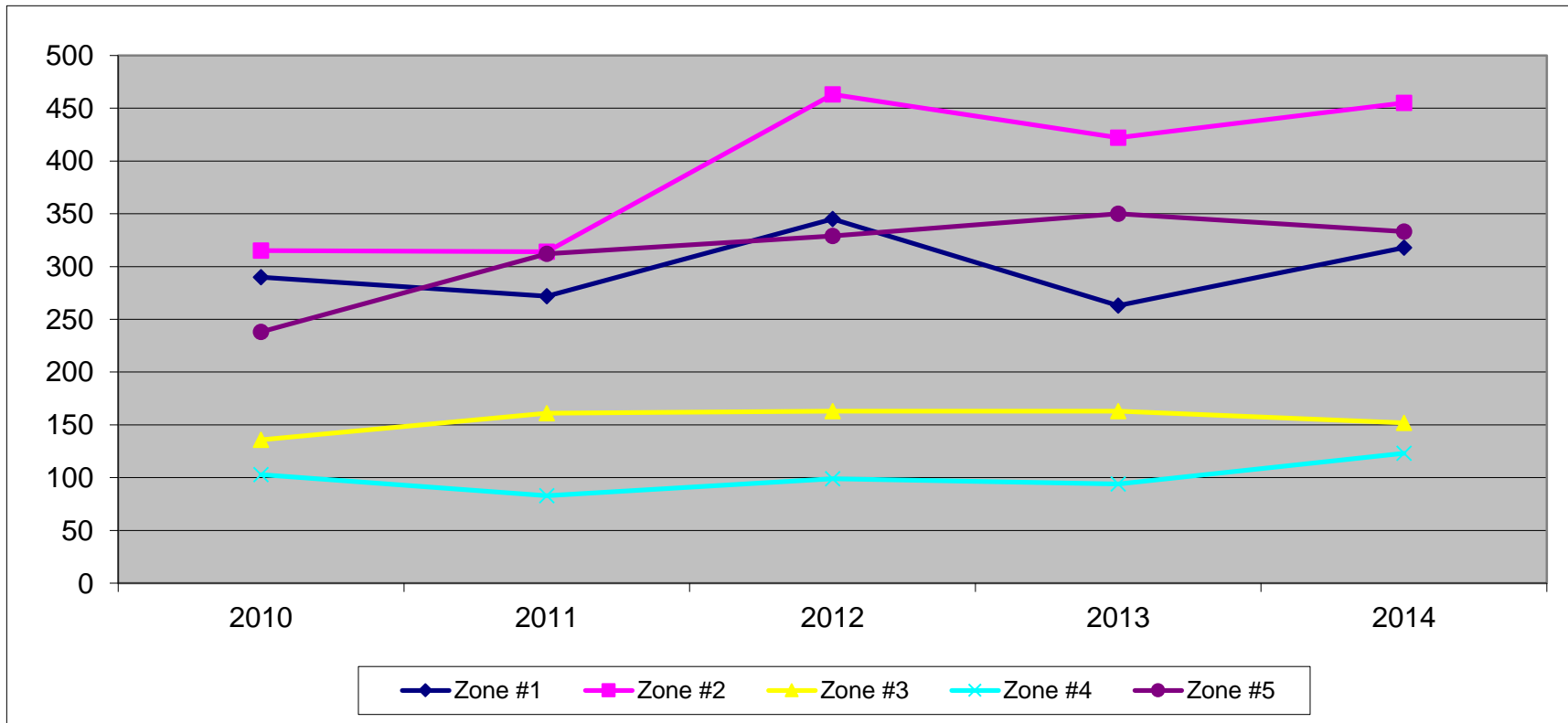
Totals					
Zone #1	Zone #2	Zone #3	Zone #4	Zone #5	All
318	455	152	123	333	226



LOGAN-ROGERSVILLE FIRE PROTECTION DISTRICT

3427 South State Hwy 125
Rogersville, MO 65742
(417) 753-4265

EMERGENCY CALLS RUN PER STATION ZONE > 2010 THROUGH 2014 <



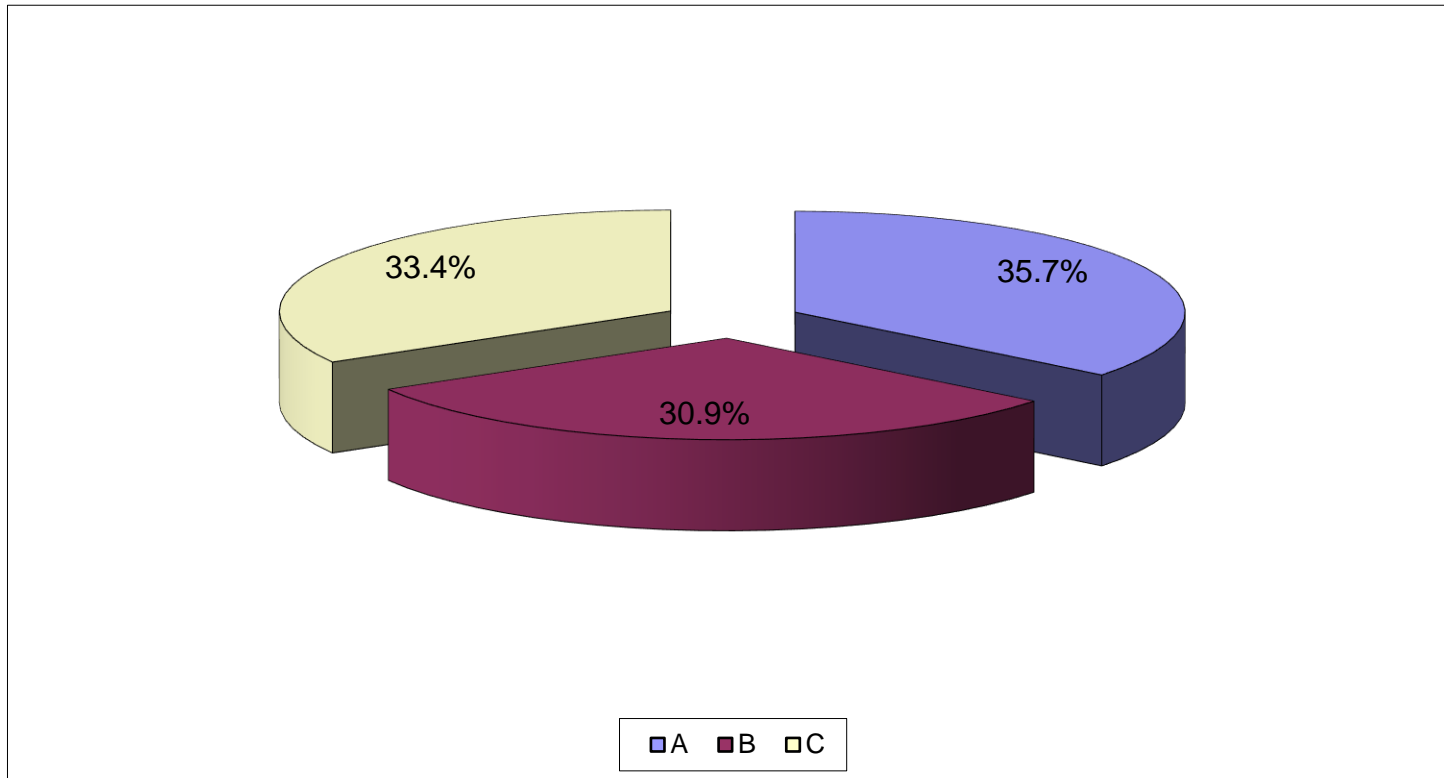
STATION ZONE	2010	2011	2012	2013	2014
Zone #1	290	272	345	263	318
Zone #2	315	314	463	422	455
Zone #3	136	161	163	163	152
Zone #4	103	83	99	94	123
Zone #5	238	312	329	350	333



LOGAN-ROGERSVILLE FIRE PROTECTION DISTRICT

3427 South State Hwy 125
Rogersville, MO 65742
(417) 753-4265

EMERGENCY CALLS RUN PER SHIFT DURING THE YEAR OF 2014



Shift	# of Calls	Percent
A	573	35.7%
B	497	30.9%
C	537	33.4%



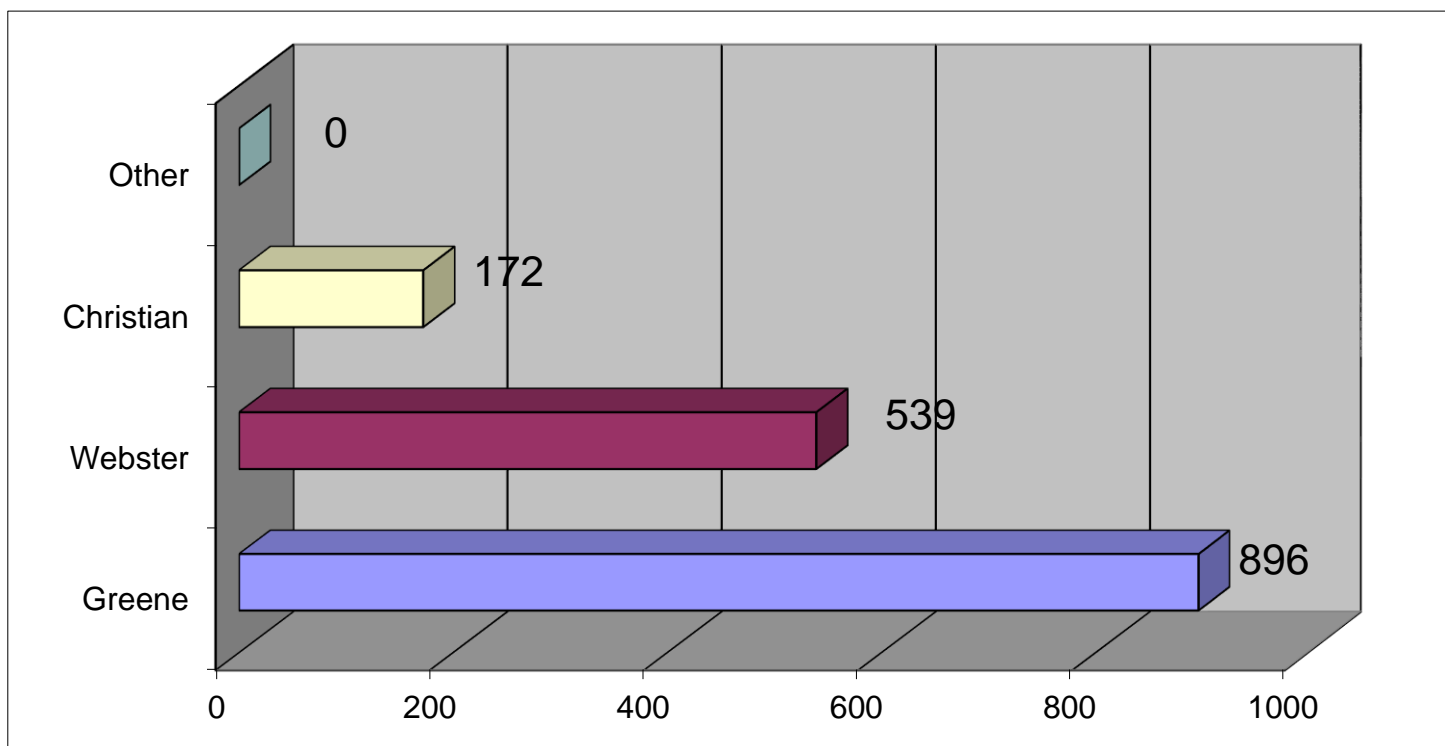
LOGAN-ROGERSVILLE FIRE PROTECTION DISTRICT

3427 South State Hwy 125

Rogersville, MO 65742

(417) 753-4265

EMERGENCY CALLS RUN PER COUNTY DURING THE YEAR OF 2014



County	# of Calls	Percent
Greene	896	55.76%
Webster	539	33.54%
Christian	172	10.70%
Other	0	0.00%



LOGAN-ROGERSVILLE FIRE PROTECTION DISTRICT

3427 South State Hwy 125
Rogersville, MO 65742
(417) 753-4265

EMERGENCY CALLS RUN PER APPARATUS DURING THE YEAR OF 2014

Apparatus	2014	2013	2012	2011	2010	2009	2008	2007
Brush 223	249	198	159	19	14	29	43	26
Brush 321	51	32	73	83	40	84	119	53
Brush 422	73	31	40	51	44	103	105	66
Engine 334	95	71	64	13	8	22	54	9
Engine 435	144	88	110	82	54	384	89	75
Engine 233	600	748	903	697	724	262	352	355
Engine 531	3	0	1	0	5	5	0	3
Engine 584	391	689	709	568	595	547	456	510
Rescue 211	10	1	3	3	4	10	177	178
Service 403	517	492	530	316	282	324	432	466
Service 302	412	412	451	386	343	308	-	-
Service 201	4	3	8	11	0	25	-	-
Tanker 543	2	1	3	4	11	7	3	8
Tanker 142	49	38	50	53	57	71	34	32
Tanker 341	38	13	25	10	23	31	39	12
Tanker 444	0	0	0	0	0	0	5	1
Truck 151	13	5	6	7	2	15	-	-



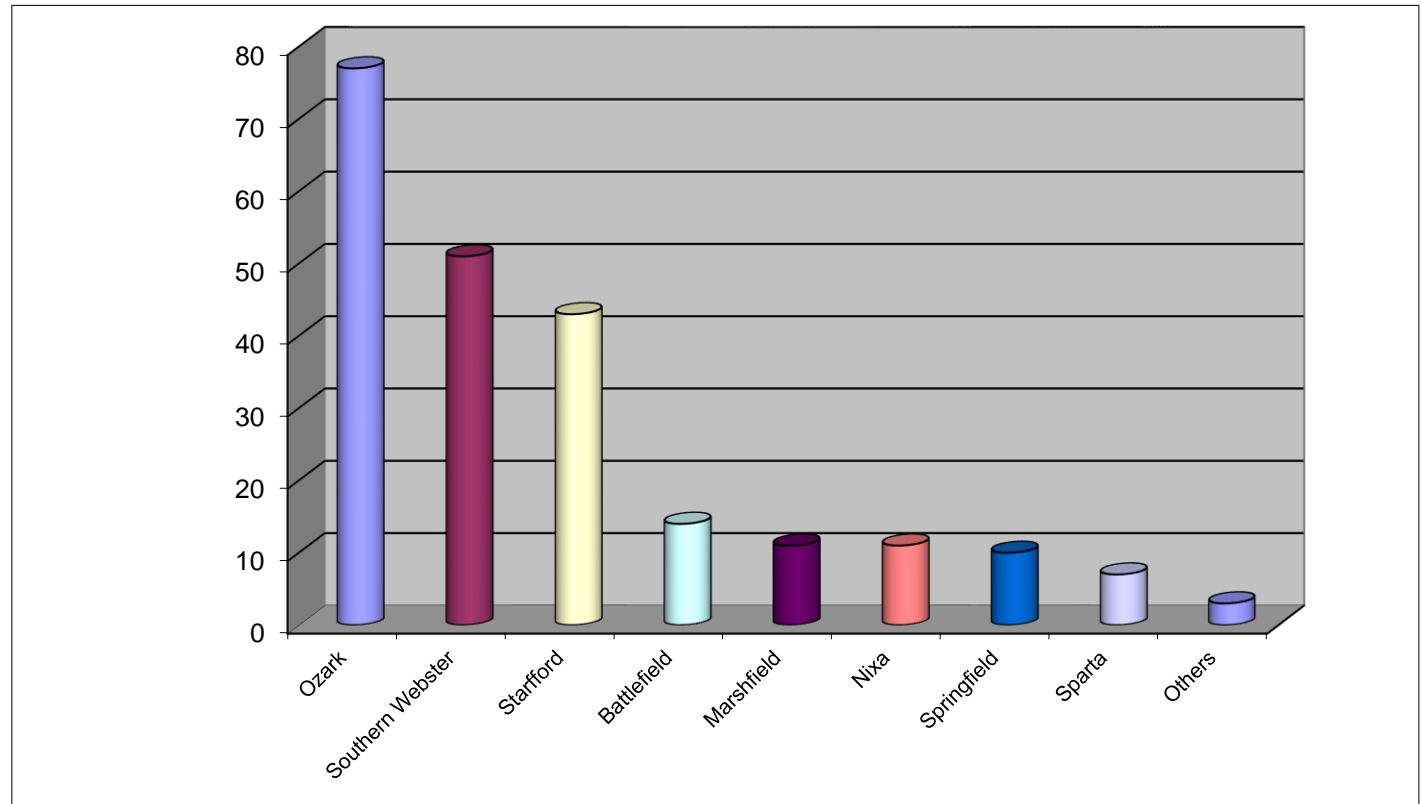
LOGAN-ROGERSVILLE FIRE PROTECTION DISTRICT

3427 South State Hwy 125
Rogersville, MO 65742
(417) 753-4265

NUMBER OF CALLS IN WHICH MUTUAL AID WAS PROVIDED DURING THE YEAR OF 2014

Departments That We Provided Aid To During Year 2014:

Department	# of Calls
Ozark	77
Southern Webster	51
Starfford	43
Battlefield	14
Marshfield	11
Nixa	11
Springfield	10
Sparta	7
Others	3
Total:	227





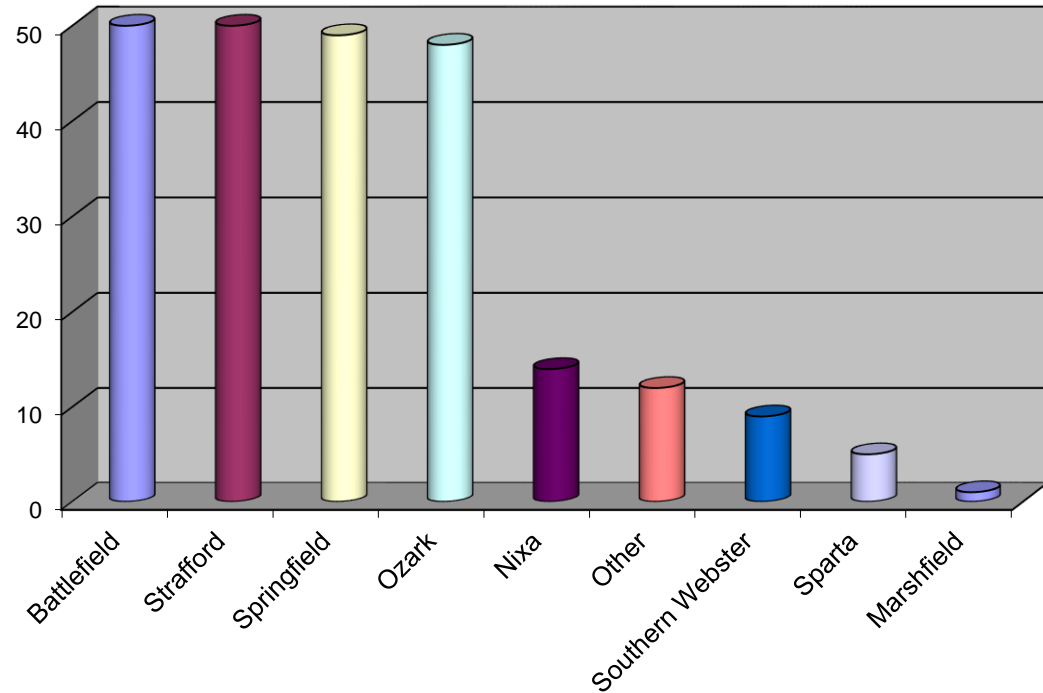
LOGAN-ROGERSVILLE FIRE PROTECTION DISTRICT

3427 South State Hwy 125
Rogersville, MO 65742
(417) 753-4265

NUMBER OF CALLS IN WHICH MUTUAL AID WAS RECEIVED DURING THE YEAR OF 2014

Departments That We Received
Aid From During Year 2014:

Department	# of Calls
Battlefield	97
Strafford	72
Springfield	49
Ozark	48
Nixa	14
Other	12
Southern Webster	9
Sparta	5
Marshfield	1
Total:	307

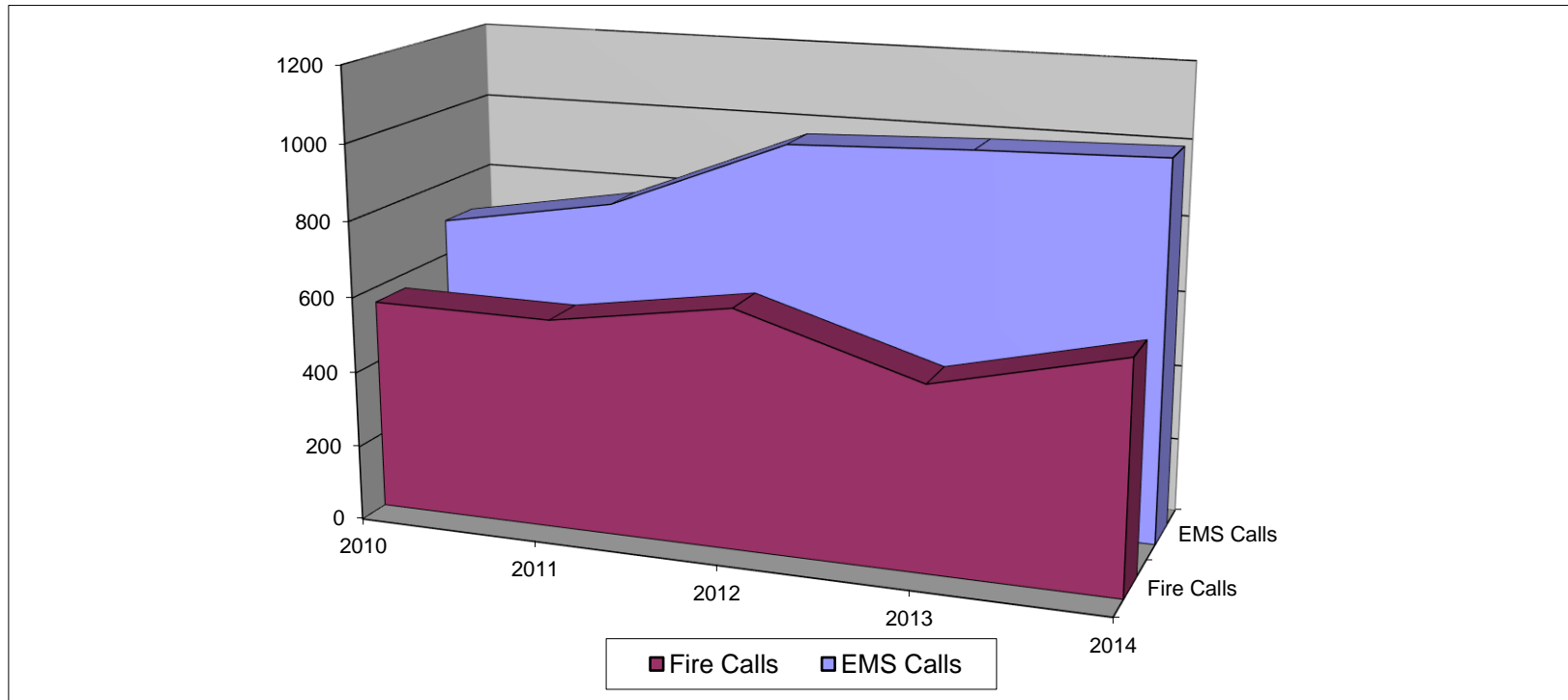




LOGAN-ROGERSVILLE FIRE PROTECTION DISTRICT

3427 South State Hwy 125
Rogersville, MO 65742
(417) 753-4265

TOTAL RESPONSE OF EMS VS. FIRE CALLS > 2010 THROUGH 2014 <



Year	2010		2011		2012		2013		2014	
	No. of EMS Calls	Percentage	No. of Fire Calls	Percentage	No. of EMS Calls	Percentage	No. of Fire Calls	Percentage	Total Calls Per Year	
2010	694	55.3%	560	44.7%	777	58.2%	557	41.8%	1334	
2011	777	58.2%	557	41.8%	971	60.5%	633	39.5%	1604	
2012	971	60.5%	633	39.5%	989	66.9%	489	33.1%	1478	
2013	989	66.9%	489	33.1%	1002	62.4%	605	37.6%	1607	
2014	1002	62.4%	605	37.6%						



LOGAN-ROGERSVILLE FIRE PROTECTION DISTRICT

3427 South State Hwy 125
Rogersville, MO 65742
(417) 753-4265

Truck Maintenance Report 2014

	FUEL COST	REPAIR COST	TOTAL COST
B223	\$ 1,649.87	\$ 545.86	\$ 2,195.73
B321	\$ 998.67	\$ 788.94	\$ 1,787.61
B422	\$ 1,210.11	\$ 800.07	\$ 2,010.18
CAR-1	\$ 2,512.08	\$ 1,206.92	\$ 3,719.00
CAR-2	\$ 3,426.44	\$ 1,575.97	\$ 5,002.41
INSP-1	\$ 6,689.80	\$ 1,600.41	\$ 8,290.21
E435	\$ 2,692.81	\$ 2,946.77	\$ 5,639.58
E233	\$ 13,801.57	\$ 11,059.28	\$ 24,860.85
E531	\$ 20.27	\$ -	\$ 20.27
E334	\$ 652.36	\$ 10.43	\$ 662.79
E584	\$ 9,952.68	\$ 13,251.76	\$ 23,204.44
R211	\$ 761.93	\$ 717.98	\$ 1,479.91
MAINT. #1	\$ 75.00	\$ 75.67	\$ 150.67
HAZ-MAT 1	\$ -	\$ 85.99	\$ 85.99
HAZ-MAT 2	\$ -	\$ -	\$ -
S403	\$ 3,098.83	\$ 1,904.05	\$ 5,002.88
S302	\$ 4,134.07	\$ 444.21	\$ 4,578.28
S201	\$ 4,177.14	\$ 4,927.16	\$ 9,104.30
S212	\$ 811.40	\$ 240.22	\$ 1,051.62
T543	\$ 223.38	\$ -	\$ 223.38
T142	\$ 1,267.58	\$ 1,464.22	\$ 2,731.80
T341	\$ 703.52	\$ -	\$ 703.52
T444	\$ -	\$ -	\$ -
TK151	\$ 1,533.62	\$ 2,392.10	\$ 3,925.72
GATOR	\$ -	\$ 40.39	\$ 40.39
TOTAL	\$ 60,393.13	\$ 46,078.40	\$ 106,471.53



LOGAN-ROGERSVILLE FIRE PROTECTION DISTRICT

3427 South State Hwy 125
Rogersville, MO 65742
(417) 753-4265

Apparatus Summary For The Year 2014 APPARATUS SUMMARY

ENGINES	YEAR	MAKE
334	1992	FREIGHTLINER
435	2000	INTERNATIONAL
233	2010	KME PREDATOR
584	2006	KME PREDATOR
531	1973	FORD
RESCUES	YEAR	MAKE
211	1995	INTERNATIONAL
BRUSH	YEAR	MAKE
422	1995	FORD
321	1993	FORD
223	2011	CHEVROLET
TRUCK	YEAR	MAKE
151	2001	PIERCE DASH
TANKER	YEAR	MAKE
543	1987	GMC
142	1992	INTERNATIONAL
341	1996	INTERNATIONAL
444	1971	GMC
SERVICE	YEAR	MAKE
CAR 1	2015	CHEVROLET
CAR 2	2015	CHEVROLET
INSP 1	2009	CHEVROLET
403	2004	FORD
302	2005	CHEVROLET
201	2005	FORD
212	2001	FORD
SERVICE TRAILER	2002	HAULMARK
PUBLIC ED TRAILER	2011	LOOK